


Drawing Portfolio

Arryan Shukla

78V0615W

2023



Work 1

Sustained Investigation

Height: 12


Width: 8

Materials:

Graphite Pencil, Mix Media Paper

Process(es):

Sketched with Graphite Pencil



Work 2

Sustained Investigation

Height: 12


Width: 8

Materials:

Graphite Pencil, Mix Media Paper

Process(es):

Sketched with Graphite Pencil



Work 3

Sustained Investigation

Height: 12


Width: 8

Materials:

Graphite Pencil, Mix Media Paper

Process(es):

Sketched with Graphite Pencil



Work 4

Sustained Investigation

Height: 12


Width: 8

Materials:

Graphite Pencil, Mix Media Paper

Process(es):

Sketched with Graphite Pencil



Work 5

Sustained Investigation

Height: 12

Width: 8

Materials:

Graphite Pencil, Mix Media Paper

Process(es):

Sketched with Graphite Pencil

PROCESS

Work 6

Sustained Investigation

Height: NA

Width: NA

Materials: Marker, Mix Media Journal

Process(es):

Written Investigation of Work 9 with marker, including Thumbnail sketches, process, and materials.

Piece #1 - AP ART Sustained Investigation
 → Start the SE raw. vulnerability
 → what do/ did I feel in society
 * I want to show the feeling of "fitting in" - my built in frustration of society
 - Show myself straining myself in heroic ways in my drawing
 → motivation for "creating an appearance to please society" by straining my emptiness.
 - Using needles? using thread (representing mental health of Non-Binary people)

LEARNINGS & MATERIALS
 Mix media acrylic paints & threads?
 - Picking a black acrylic paint by Michael Leedom
 - using burnt cream for a warm tone
 - take reference
 - color according to style
 - prime mix-media paper



Process of creation:-
 For this piece, I wanted to use acrylic paint on the primary medium. Firstly, I began sketching my idea onto the Mixed Media Paper. Once I was satisfied, I painted a burnt sienna base to give my piece a warm tone, even though it isn't visible in the end. Next, I started blocking color, including warm skin tones & clothing, to create depth and texture. Then I added details to create lighter color transitions. Finally, I used yarn to sew the drawing. I also painted the background black to add gravity to the composition.



Work 7

Sustained Investigation

Height: 17

Width: 12

Materials:

Acrylic Paint, Oil Pastels, Colored pencils, Sewing Needles, Yarn, Mix Media Paper

Process(es):

Sketched with Pencil, Filled with acrylic paints, oil pastels, and colored Pencils, Sewn with Yarn


PROCESS

AP P1ECE 12

- Going in-depth of dysphoria in society because of being non-binary.
- Show a glimpse of what goes in my mind because of the binary standards of the binary world.
- how do I feel when I look as myself?
- * Strangled * Lily * Allen
- * unrecognizable
- * separation on this concept ONLY USING MY FACE.
- * showing the strangling is portray how TRAPPED I feel in society.

- I want to use oil pastels as the primary medium.

- Further experimentation with thread & yarn and incorporate to add texture and depth.



Threads tied to show...
PINK, SCKRISTINA...
EVER-TAINMENT...
TUESDAY RITERS

PROCESS:-

- I started by sketching the face and make use of the negative space.
- I then started using color pencils to color the majority of the face so that it is easier for me to blend in oil pastels and have a "holier prisoner".
- I added the red skin tone using a mix of acrylic paint and oil pastels to add texture to create DEPTH.
- Lastly, I added the strings by having them on the left MOUTH PAPER. This gave my drawing more texture and added to the overall mood of the drawing.

Work 8

Sustained Investigation

Height: NA

Width: NA

Materials: Marker, Mix Media Journal

Process(es):

Written Investigation of Work 9 with marker, including Thumbnail sketches, process, and materials.



Work 9

Sustained Investigation

Height: 17

Width: 12

Materials:

Sketched with graphite pencil. Filled with oil pastels, acrylic paints, and Color Pencils. yarn sewn

Process(es):

Graphite Pencil, Colored Pencil, Oil Pastels, Acrylic Paint, Yarn, Sewing needle, Mix Media Paper

11.7 IN X 16.5 IN

PROCESS

AP PIECE-3
PROCESS, IDEA AND CONCEPT
For this piece I want
delve into another medium
which is marker pens.
I want to convey the message
of unrecognition with my
own body which I have been
experiencing since as long as I
remember. I want to use
a mirror to show to unrecog-
-nition some mirrors are used
to look at oneself, understand
one's features & discover WHO
WE ARE which is not the case
with me.
* using mirrors- how can I portray
this concept?



Work 10

Sustained Investigation


Height: NA

Width: NA

Materials: Marker, Mix Media Journal

Process(es):

Written Investigation of Work 9 with
marker, including Thumbnail sketches,
process, and materials.



Work 11

Sustained Investigation

Height: 12

Width: 9

Materials:

Graphite Pencil, Marker Pens, Acrylic
Paint, Yarn, Sewing Needle, Mix Media
Paper

Process(es):

Sketched with pencil, filled with marker
pens and Black acrylic Paint, Sewn with
Black Yarn.



Work 12

Sustained Investigation

Height: 12

Width: 17

Materials:

Graphite Pencil, Oil Pastels, Color Pencils, Laptop, Mixed Media Paper

Process(es):

Sketched with pencil, colored with oil pastels and colored pencils, enhanced with Adobe Illustrator



Work 13

Sustained Investigation

Height: 17

Width: 12

Materials:

Graphite Pencils, Oil Pastels, Colored Pencils

Process(es):

sketched with pencil, colored with oil pastels and colored pencils, and painted with acrylic paints



Work 14

Sustained Investigation

Height: 17

Width: 12

Materials:

Graphite Pencil, Marker Pen, Colored Pencils, Oil Pastels, Mix Media Paper

Process(es):

Sketched with pencil, outlined by marker Pen, colored with oil pastels and Color Pencils.



Work 15

Sustained Investigation

Height: 17

Width: 12

Materials:

Graphite Pencils, marker Pen, Oil
Pastels, Acrylic Paints

Process(es):

Sketched with graphite pencils, outlined
by Marker Pen, colored with oil pastels
and acrylic paints

Written Evidence

Sustained Investigation

Identify the question(s) or inquiry that guided your sustained investigation.

Response:

My Sustained Investigation is a series of self-portraits that explores my non-binary identity and how I navigate a society that enforces labels and binaries. The central theme of my investigation is the impact of body dysphoria on my journey of self-discovery. Through my self-portraits, I aim to convey the complexity and diversity of my experiences and emotions, using both literal representation and symbolism. Each piece represents a different aspect of my identity, reflecting my struggles, reflections, inner acceptance, and empowerment.

Describe how your sustained investigation shows evidence of practice, experimentation, and revision guided by your question(s) or inquiry.

Response:

Throughout my investigation, my inquiry into my non-binary identity guided my experimentation, revision, and overall growth. By revising my concepts and experimenting with different mediums, such as the mixed media pieces in works 7, 12, and 15, I could better express my exploration of gender identity and emotions. Additionally, the use of symbolism helped me convey my emotions more effectively. The transformation of my earlier works (Work 1-5) to later pieces is a testament to the improvement in my technical skills. I also found that this investigation helped me explore my identity deeper.



Work 1

Selected Works

Height: 17

Width: 12

Idea(s):

Self Portrait describing the empowering impact of cosmetics on people of the trans community and me

Materials:

Graphite Pencil, Marker Pen, Colored Pencils, Oil Pastels, Mix Media Paper

Process(es):

Sketched with pencil, outlined by marker Pen, colored with oil pastels and Color Pencils.



Work 2

Selected Works

Height: 17

Width: 12

Idea(s):

Self Portrait reflects the non-binary body dysphoria and the impossible ideal body we strive for.

Materials:

Graphite Pencils, Oil Pastels, Colored Pencils

Process(es):

sketched with pencil, colored with oil pastels and colored pencils, and painted with acrylic paints



Work 3

Selected Works

Height: 17

Width: 12

Idea(s):

Self-portrait represents body dysphoria's self-hatred and anguish of feeling unrecognized

Materials:

Sketched with graphite pencil. Filled with oil pastels, acrylic paints, and Color Pencils. yarn sewn

Process(es):

Graphite Pencil, Colored Pencil, Oil Pastels, Acrylic Paint, Yarn, Sewing needle, Mix Media Paper



Work 4

Selected Works

Height: 17

Width: 12

Idea(s):

Unconventional self-portrait capturing my journey of liberation from dysphoria & societal struggles

Materials:

Graphite Pencils, marker Pen, Oil
Pastels, Acrylic Paints

Process(es):

Sketched with graphite pencils, outlined by Marker Pen, colored with oil pastels and acrylic paints



Work 5

Selected Works

Height: 17

Width: 12

Idea(s):

Self-portrait: conforming to the binary world and sewing emptiness to please society

Materials:

Acrylic Paint, Oil Pastels, Colored pencils, Sewing Needles, Yarn, Mixed Media Paper

Process(es):

Sketched with Pencil, Filled with acrylic paints, oil pastels, and colored Pencils, Sewn with Yarn.